



# TPE Doll User Guide

[WWW.SEDOLL.COM](http://WWW.SEDOLL.COM)

The SEDOLL brand was established in 2016. As the owner of the brand, we are not only an online retailer but also a multinational corporation with main production facility located in Shenzhen, China. SEDOLL offers competitive prices on professional sex dolls, which will guarantee you a memorable experience with high quality products and top-rated customer service. Strategically based in China, with an sales representative office in U.S., we specialize in developing and manufacturing innovative colloid toys and realistic models. Our goal is to be one of the world's most innovative, best performing and trusted sex doll companies.

## Social account



 **YouTube:** SE Doll



: sedoll\_official

The Doll Forum: SEDOLL

Website:



Email: [support@sedoll.com](mailto:support@sedoll.com)

# Product Overview

Our doll is made of high quality elastic TPE (thermoplastic elastomer), with a strong, carefully crafted metal skeleton and a tough epoxy skull to support its body. The materials we use meet all health and safety standards, and are harmless to human body and friendly to the environment.

During the manufacturing process, the skeleton inside the mold is installed and positioned precisely. During the injection of liquid TPE, a number of support lines are used to ensure that the metal skeleton is perfectly aligned. As a result, there may be small fillings in some areas, as well as subtle mold lines around the entire body, which shall not be considered manufacturing defects!

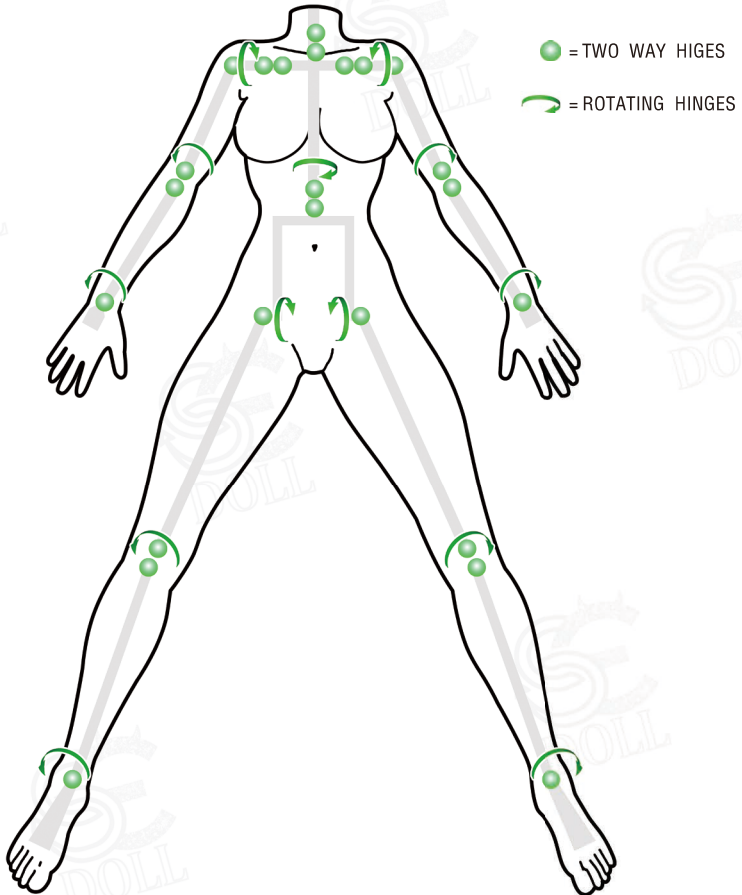
Unlike regular mannequins, the flexible skeleton and TPE's elasticity of our SE doll allows it to adopt almost unlimited postures. Realistic TPE dolls can be used for many purposes, such as photographic models, life partners, independent artwork, etc.

For extended durability, it is not recommended to keep the TPE doll in the same position for too long, except, of course, for the default position in which she is delivered. Although the elasticity of TPE is quite remarkable, excessive stretching of the material, especially over a long time, might still lead to deformation. After use, please put the model back in place with its palms facing down.

To avoid deformation under excessive pressure, it is recommended that you place the model's body on a soft surface, such as memory foam or a mattress.

# Molding Pose & Skeleton

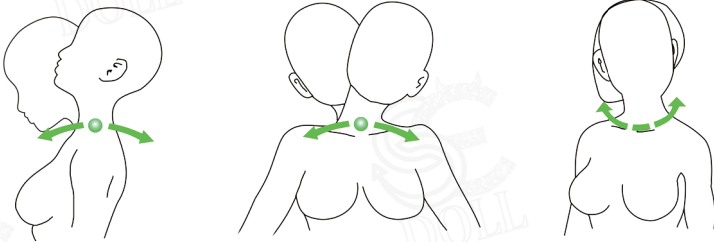
Your SE doll is made in an upright position. This allows the liquid TPE to flow around the mold. Do not have your doll seated or bend its limbs for a long time, as wrinkles may develop where the skin folds. Changing her position regularly is the best way to keep the SE doll in good shape! The head is a critical part that allows you to configure your SE doll the way you like. You can choose your dream girl's face from the list of over 300 candidates! Other options include skin tone, eye color, finger and toenail color, hairstyle, etc.



# Range of Movement

The head of the doll is connected to the body by a metal connector and can rotate freely from side to side. However, as the neck is fixed to a metal skeleton, it should not be bent forward or backward over 45 degrees.

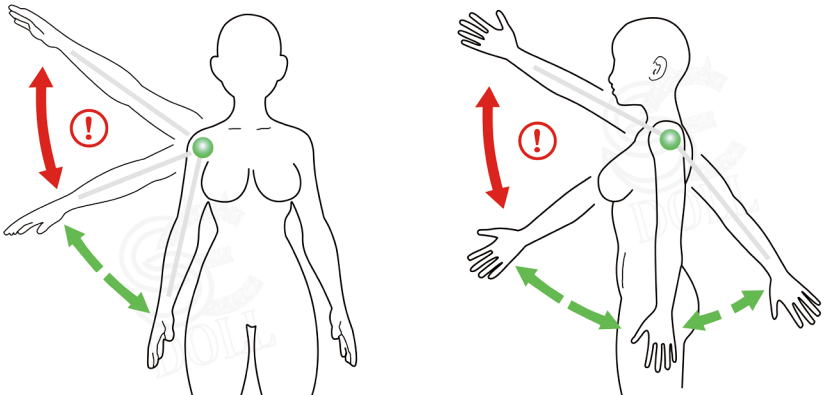
## Head



The arms can be raised horizontally to the same height as the chest, that is about 60 degrees. It can go higher, but it is not recommended to do so, as excessive stretching may damage the material in the axillary area.

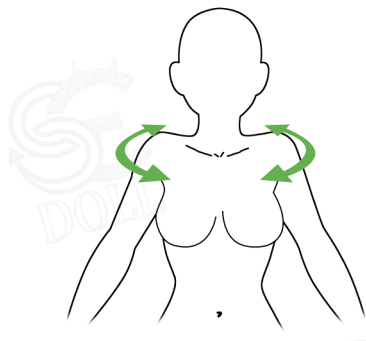
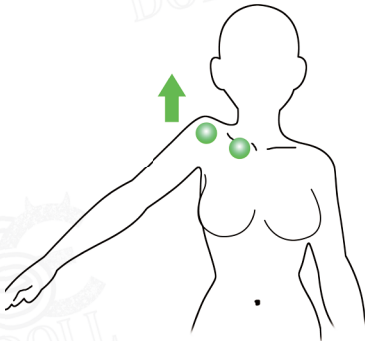
The arms can be raised about 90 degrees forward. They can also be bent slightly backward for 10 degrees. Further degrees are allowed, but it is not recommended, as excessive stretching may harm the material in the armpit area.

## Shoulder and Upper Arm



Our SE doll generally adopts an EVO skeleton. This makes the placement of the upper arms more realistic and the doll look more natural and human-like when posing. The shoulders can also move slightly forward and backward about 15 degrees. Before attempting to impose complex postures, take some time to learn how hinges work. In general, placing a TPE doll should be done with great care!

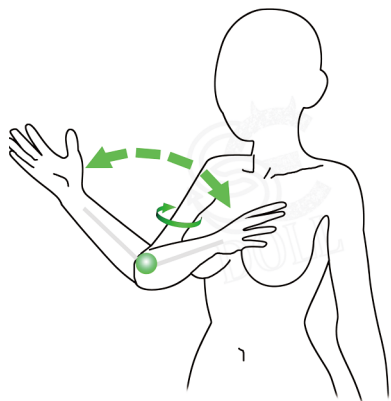
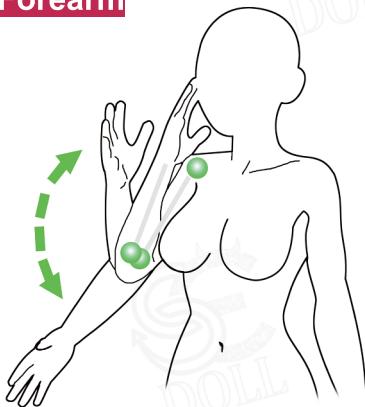
### Shrugging shoulders



The doll's forearm can move up, but since we set movement limitations on the elbow, it cannot be bent in the other direction (just like a real human).

The doll's forearm can rotate without limitations but it is not recommended to turn it further than a few degrees. Do not make a full turn!

### Forearm



The doll's hands can fold inward or outward for 45 degrees. And hands also can be rotated, but not for more than 45 degrees in any direction. Do not make a full turn.

### Hand

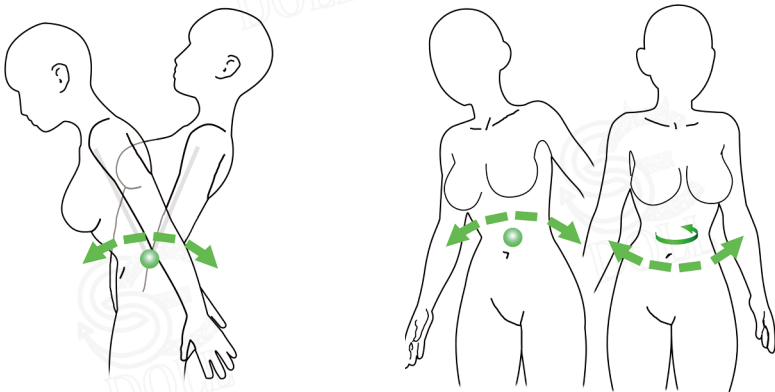


---

The waist can be folded forward and backward, limited to about 40 degrees. The body can also rotate from side to side, but not for more than 40 degrees.

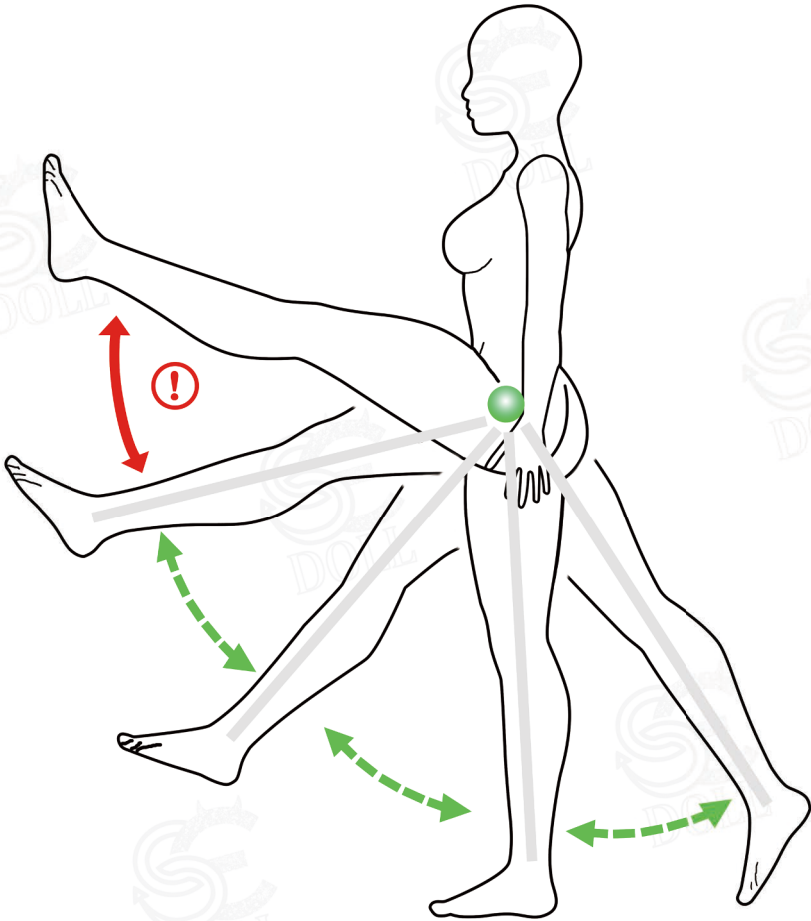
Please note that when the waist is bent and rotated at the same time, the angle limit is greatly reduced. The doll's waist can also bend to the left and right. In the horizontal direction, the angle is limited to 30 degrees.

### Waist



The SE doll's thighs can bend 120 degrees in a short time. Please note that, in this case, the TPE material will suffer too much pressure, which might lead to tearing. Use this extreme posture carefully! The SE doll's legs can also be bent backwards for 30 degrees. In any case, do not leave the legs folded for too long. Otherwise, unsightly creases can quickly appear in the groin area.

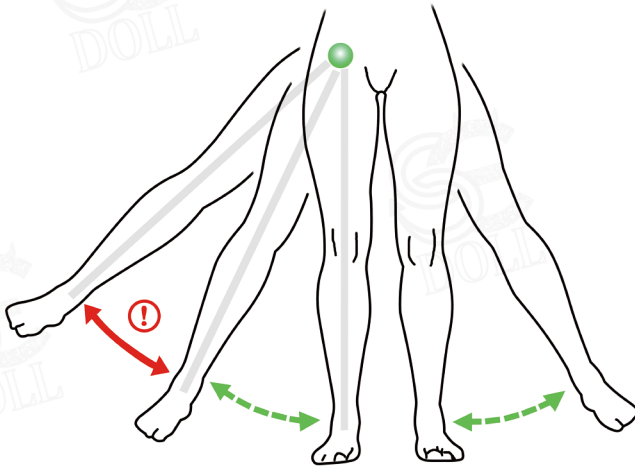
**Leg**





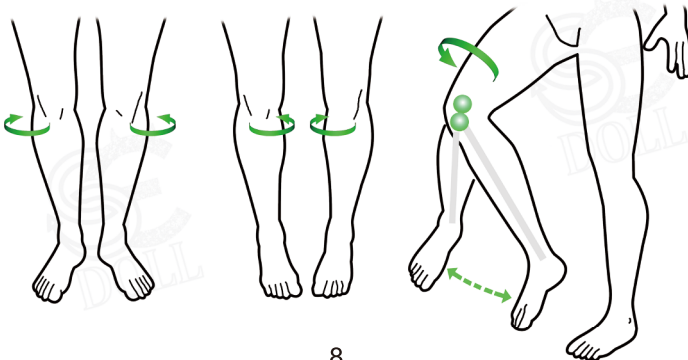
SE doll legs should have a total spread angle of no more than 120 degrees. It is not recommended to open the doll's legs too wide, as this action can cause too much tension and injury. The safe angle for legs is a maximum of 50 degrees on either side, and not more than 15 degrees from the vertical to the inside of your body.

### Legs opening



The thighs can be rotated to do some interesting positions. The knees can be turned inward a little, giving the doll a typical Asian manga girl position. To rotate the thigh, it is recommended to bend the lower part of the leg backwards and then rotate it only a few degrees.

### Lower leg

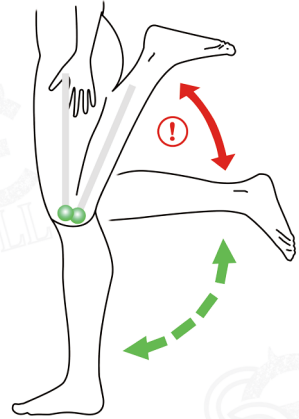


Having a double hinged knee makes it possible to pose as described above. But don't leave the doll in this position for a long time and put her on a hard surface! This can cause permanent damage to the knee.

### Lower Leg



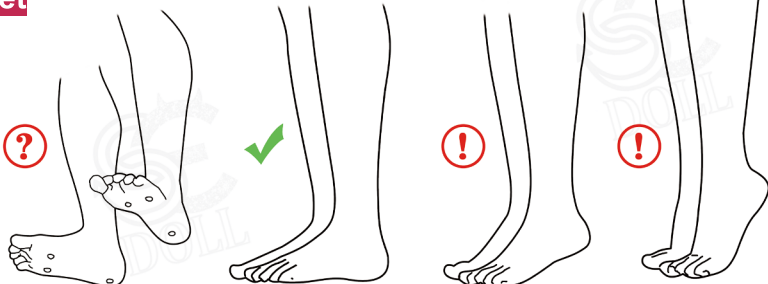
Because of the two-hinged knee system, the calf can be bent backward to a maximum of 150 degrees, but the recommended angle is 100 degrees. The knees cannot bend forward like real people do.



If you choose the standing option, you will notice that there are three protruding bolts at the bottom of each foot. They act as a point of contact with the ground. You can't stand up dolls without these screws!

A woman in high heels can be very attractive. However, high heels are not suggested for dolls. When the doll tries to stand upright, the feet should be flat and the six bolts should touch the ground.

### Feet



The feet can be bent forward, tilted to the sides, and lifted a little bit.


### Foot



---

Each TPE finger of the SE doll is supported internally by a wire. It is not recommended to bend the wire too often as this can lead to breakage. Please do not hold heavy objects in your doll's hands, and don't have your doll's weight on her palm, which might cause permanent damage to TPE.

### Hand



# Maintenance instructions

## Cleaning:

- ◆ Please clean the cavities of the doll with soap and water after each use. Be sure to dry them after washing them, which will help prevent the growth of bacteria and harmful molds.
- ◆ When cleaning the doll, remove the doll's head first and wash it separately. Do not immerse the body and head of the doll in water, as water may penetrate the skin and reach the bones and cause rust. Instead, use a damp cloth with a mild antibacterial soap and a moderate amount of water.
- ◆ After washing the clothes, dry the doll and pat its skin with a soft towel. Please do not put too much pressure on the surface or you may scratch the delicate skin. Never use a hair dryer, as high temperature can damage TPE! When the doll is completely dry, gently spread a layer of renewal powder with a brush to keep her skin soft.

## Skin care:

- ◆ Sticky TPE skin attracts dust and dust particles! If the skin becomes sticky after use, gently apply the renewal powder to the doll.
- ◆ Make sure that any fabric with which the doll comes into contact (such as clothing and sheets) is resistant to color transfer. Fabric color or pattern bleeding may stain your doll, which will be difficult or even impossible to remove. Be sure to wash the clothes before dressing the doll to reduce discoloration. If in doubt, test the fabric with a TPE sample before use.
- ◆ TPE filters out oil that contaminates porous surfaces such as wood and leather. Be careful where you put the doll!
- ◆ If there is a stain, only use the stain remover sold by SE dolls or trusted doll vendors. Do not use any other detergent or cleanser on the doll to remove the stain or it will seriously damage the doll's skin!
- ◆ Dirt and makeup stains can be removed with mineral oil, makeup remover, or regular washing.
- ◆ Avoid exposing the doll to the sun for a long time. The sun will age the TPE and shorten the life of the doll.
- ◆ Don't let your doll sit or bend its limbs for any length of time, as wrinkles develop where the skin folds. If you have creases or indentations on your dolls, you can wipe them off with a warm cloth or towel.

## Sexual usage:

- ◆ Please use only water-based lubricants, as silicone or petroleum-based oils can damage your doll's skin.
- ◆ Please use only water-based lubricants, as silicone or petroleum-based oils can damage your doll's skin.
- ◆ Avoid using sharp objects against, over-stretching or over-kneading your doll. Treat your doll like a real woman!

If you have any questions about maintaining or using your SE doll, please do not hesitate to contact your supplier for further assistance.